

Maintenance-Free Rechargeable Sealed Lead-Acid Battery



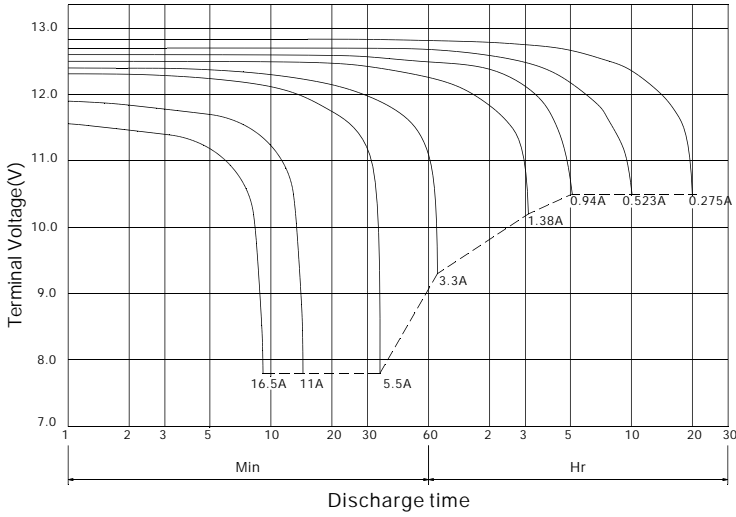
BP5.5-12RT

The battery is constructed by plates, separators, safety valves and container. Since the electrolyte is held by a glass-mat separator and plates, the battery can use in any direction and position without leakage.

PERFORMANCE SPECIFICATIONS

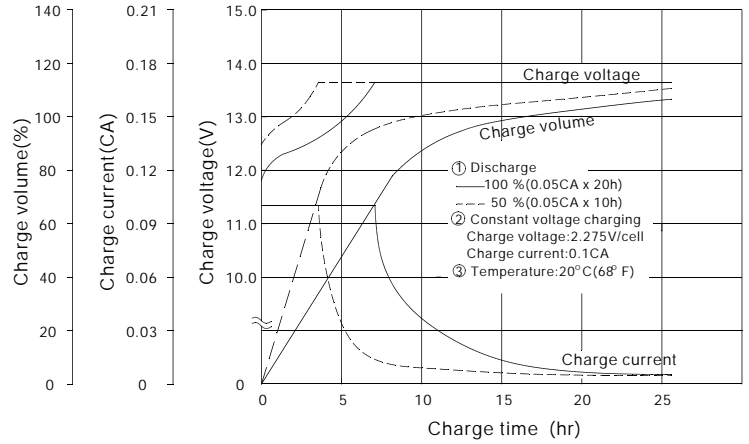
Nominal Voltage(V).....	12 volts(6cells in series)
Nominal Capacity(AH)	
20 hour rate F.V.(1.75V/cell) (275mA to 10.50volts)	5.5A.H.
10 hour rate F.V.(1.75V/cell) (523mA to 10.50volts)	5.23A.H.
5 hour rate F.V.(1.75V/cell) (935mA to 10.50volts)	4.68A.H.
1 hour rate F.V.(1.55V/cell) (3300mA to 9.30volts)	3.3A.H.
Approximate Weight.....	1850g(4.08lbs.)
Terminal	
Standard.....	Type ⊕T2, ⊕T1.
Internal Resistance (Fully Charged Battery).....	<27m Ω
Maximum Discharge Current For 5 sec.(A).....	82.5A
Maximum Charge Current(A).....	1.65 A
Ambient Temperature	
Charge.....	0°C(32°F)~40°C(104°F)
Discharge.....	-20°C(-4°F)~50°C(122°F)
Storage.....	-20°C(-4°F)~40°C(104°F)
Vibration test:	
Frequency: 16.7HZ	
Amplitude: 4mm	
Vibrate the battery horizontally or vertically for 60 minutes. The battery have no abnormality.	
Case.....	ABS
Dimension(mm/inch)	
Length ±1.5mm.....	140/5.51
Width ±1.5mm.....	48/1.89
Container Height ±1.5mm.....	102/4.02
Total Height ±1.5mm.....	104/4.09
Application.....	UPS.

BP5.5-12RT Battery discharge characteristics (25°C/77°F)



BATTERY CHARGING CHARACTERISTICS

(Typical example of the charge characteristics for the standby use)

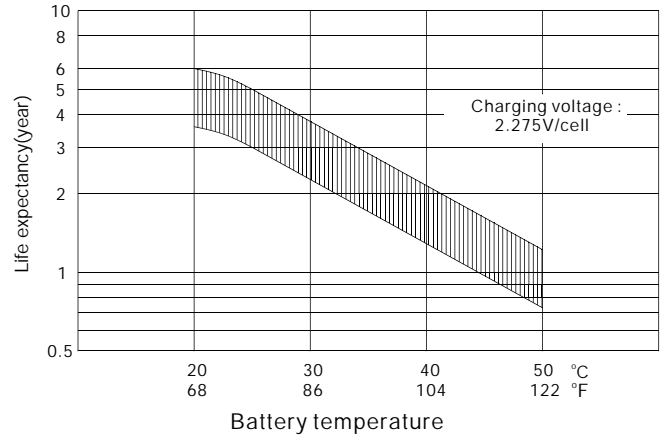


Charging Procedure

Application	Charging method	Charging Voltage at 20°C (V/cell)	Temperature compensation coefficient of charging voltage (mV/°C/cell)	Max. charging current (CA)	Charging time 0.1CA, 20°C (h)		Temp (°C)
					100% discharge	50% discharge	
For standby power Source	Constant voltage & Constant current charging (with current restriction)	2.25-2.30	-3	0.3	24	20	0-40 (32-104°F)
For cycle service		2.40-2.50	-4	0.3	16	10	

*Temperature compensation of charging voltage is not needed, when using the batteries within 5°C to 35°C range.

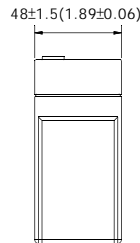
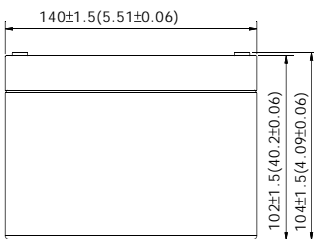
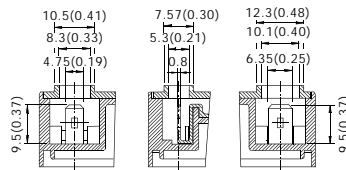

Effect of Temperature on Long Term Float Life



TERMINAL TYPE mm(inch)

• Terminal RT

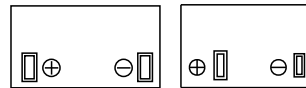
OUTER DIMENSIONS



Constant power discharge characteristics at 25°C/77°F

Final Voltage	Discharge time								
	5Min	10Min	15Min	30Min	1Hr	3Hr	5Hr	10Hr	20Hr
10.80V	198.9	146.4	117.3	69.8	40.03	16.03	11.05	6.18	3.23
10.50V	230.2	158.6	122.7	72.4	41.23	16.35	11.22	6.27	3.30
10.20V	244.5	164.3	126.5	74.1	41.97	16.50	11.28	6.30	3.32
9.90V	255.5	168.2	129.4	75.1	42.48	16.61	11.32	6.32	3.32
9.60V	264.0	171.6	132.0	75.9	42.90	16.71	11.35	6.32	3.32

TERMINAL POSITION



B.B. BATTERY CO., LTD. Web Site: <http://www.bb-battery.com>

USA :

B&B BATTERY (USA) INC.
6415 RANDOLPH ST. COMMERCE,
CA, 90040 U.S.A.
TEL: 1-323-278-1900 1-800-278-8599
FAX: 1-323-278-1268

UK:

B & B BATTERY (UK) CO., LTD.
TEL: 44-161-339-9458
FAX: 44-161-343-7030

JAPAN:

B & B BATTERY (JAPAN) CO., LTD.
TEL: 81-426-256-537
FAX: 81-426-256-537

CHINA FACTORY:

CHENG DONG TRIAL AREA, HUANG GANG,
RAOPING GUANG DONG, CHINA, 515700
TEL: 86-768-7601001-2
FAX: 86-768-7601469

HONG KONG:

NATIONAL TRADING LTD.
TEL: 852-2301-3800
FAX: 852-2739-1182

TAIWAN:

B & B BATTERY CO., LTD.
TEL: 886-6-5898081-3
FAX: 886-6-5898087